

LUNENBURG COUNTY BOARD OF SUPERVISORS
including Joint Worksession with Lunenburg, Kenbridge
and Victoria Planning Commissions, and Kenbridge and Victoria Town Councils
LUNENBURG COURTS BUILDING, LUNENBURG, VIRGINIA
October 11, 2018 Meeting

6:00PM

1. Call to Order
2. Invocation/Pledge of Allegiance: Supervisor Hankins
3. Requests for Additions to the Agenda
4. Conflict of Interest Statements & Organizational Matters
5. Consent Agenda:
 - A) Minutes of September 13, 2018 Meeting
 - B) Warrants for Approval September 2018
 - C) Treasurer's Reports August 2018

Public Hearing

6. **Public Hearing on Conditional Use Permit Applications**
CUP-3-18 Conditional Use Permit Application for Sylvester J. Holmes to locate a family cemetery on Parcel 044-0A-059; 2563 Old Mansion Road, Lunenburg, VA 23952, consisting of 152.39 acres.
CUP-4-18 Conditional Use Permit Application for Dennis Jones to locate a family cemetery on Parcel 068-0A-0-10D; 3003 Plank Road, Kenbridge, VA 23944, consisting of 33.10 acres.

Joint Worksession

7. **Joint Worksession to discuss Joint Comprehensive Plan with Lunenburg, Kenbridge and Victoria Planning Commissions, and Kenbridge and Victoria Town Councils**
8. Virginia Department of Transportation
9. Lunenburg County School Board
10. County Offices and Departments
 - A) VDH - Local Health Department Agreement
11. Next Gen 9-1-1 Migration Proposal and Deployment
12. Grants
 - A) School Resource Officer Grant - Award Acceptance
 - B) DMV Highway Safety Grant - Award Acceptance
13. Planning Update
14. Administrator's Update
15. County Attorney Update
16. Closed Session Items (if necessary)
17. Other Business (per Board approval)
18. Adjournment

Consent Agenda:

- A) Minutes of September 13, 2018 Meeting**
- B) Warrants for Approval September 2018**
- C) Treasurer's Reports August 2018**

Payroll Taxes State:	\$ 6,989.75
Payroll VRS payment:	\$ 24,939.11
Payroll ICMA-RC payment:	\$ 398.38
<i>Debt Service wire payments (interest):</i>	\$ 24,444.00
Accounts Payable: #56437-56555	\$ <u>374,637.90</u>
August Total:	\$ 598,245.68

Kenbridge Fire Chief Richard "Dicky" Harris requested the Board's consideration in supporting a resolution to allow billing for emergency services provided for motor vehicle accidents, structure fires and other incidents. Chief Harris noted that the department used to rely on donations; however, they no longer receive large donations. He advised that the majority of bills could be turned into either home or auto insurance companies.

Supervisor Bacon made motion, seconded by Supervisor Pennington and unanimously approved, to approve the resolution to allow billing for emergency services provided for motor vehicle accidents, structure fires and other incidents.

School Superintendent, Charles Berkley, provided the monthly School Board report. He stated that they have completed 3 weeks of the new school year successfully. There have been a few issues with buses breaking down and HVAC units which they are working to correct. Superintendent Berkley noted that enrollment is currently higher than their projections; they will have a more definite number next month. Assistant Superintendent, James Abernathy, provided the monthly financial reports. He explained that \$39,000 was moved from the textbook fund to the general fund, as they have not received all of the revenue from the state sales tax. Mr. Abernathy advised that the county has held a separate checking account for textbooks for many years. He continued that with the current Open RDA financial accounting system used by the schools, there is no longer a need for the additional checking account. He requested the Board's approval to close the textbook checking account.

Supervisor Bacon made a motion, seconded by Supervisor Hoover and unanimously approved, to allow the school systems to close the textbook checking account due to sufficient record keeping on the Open RDA financial accounting system.

Mr. Abernathy requested approval of a resolution transferring \$180,000 from the appropriated FY19 School fund to the FY19 Textbook fund to be spent during the fiscal year 2019.

Supervisor Bacon made a motion, seconded by Supervisor Hoover and unanimously approved, to adopt the following resolution transferring \$180,000 from the appropriated FY19 School fund to the FY19 Textbook fund to be spent during the fiscal year 2019:

On motion by Beverley Hawthorne, and seconded by Kathy Coffee the following Textbook Appropriation Request was passed. Motion was to have the chairman sign the request as presented.

Resolution

WHEREAS, the Lunenburg County School Board manages a School Textbook Fund solely for the purchase of textbooks and workbooks for the students of Lunenburg; and


WHEREAS, the balance of this fund comes from the free textbook initiative of the state of Virginia;


NOW THEREFORE BE IT RESOLVED, that the Lunenburg County School Board requests the Lunenburg County Board of Supervisors approve a transfer from the Appropriated FY19 School Fund 250, to FY19 Textbook Fund 253, in the amount of \$180,000.00 to be spent during fiscal year 2019.

PASSED AND ADOPTED this thirteenth day of August 2018.

Attest:

Signed: 
Donald B. Carnes
School Board Chairman

Signed: 
Charles M. Berkley, Jr.
Division Superintendent

Signed: 
James M. Abernathy
School Board Clerk

Administrator Gee explained that part-time hours for the Registrar's Office had greatly increased and she was concerned the office will exceed its budget. Mr. Ollie Wright, Secretary for the Electoral Board, advised that the State Board of Elections requires the office be open and trained staff available to assist the public. With the untimely passing of the previous part-time assistant and recent health issues of the Registrar, there has been an increased need for a part-time worker. Training new staff is intensive and requires a lot of time. Once trained, the new part-time assistant will be needed in the office at least two days a week. Mr. Wright noted that the Electoral Board requested additional funds for the part-time line item; however, he understands the county must operate within its financial means. He added that the Electoral Board may need to request an increase at a later point in the fiscal year. Supervisor Edmonds asked for a time frame of when the new part-time assistant would be fully trained. Mr. Wright stated he believed she should be fully trained by the end of the calendar year.

Administrator Gee shared a request form Circuit Court Clerk Gordon Erby to accept \$9,555 in grant funds from the Virginia Circuit Court Records Preservation Program and increase revenue and expenditures in the Circuit Court Clerk's budget.

Supervisor Bacon made a motion, seconded by Supervisor Hoover and unanimously approved, to accept \$9,555 in grant funds from the Virginia Circuit Court Records Preservation Program into the Circuit Court Clerk's budget.

Mr. Richard Watson of 934 Modest Creek Road approached the Board regarding the county's noise ordinance. He is concerned with the time limitations, between the hours of 10 p.m. and 7 a.m., in which the ordinance can be enforced by local law enforcement. He recently experienced hearing very loud music at his home. He discovered that an event was being held about 2 miles away. He contacted the Sheriff's Department; they explained the local ordinance. They were unable to assist Mr. Watson because the noise was not within the restricted time frame. He asked the Board to please consider removing the time restraints so that the ordinance could be enforced at any hour.

Ms. Abby Barnes of Madeline's House approached the Board to thank them for the donations thus far in the fiscal year. She advised that client related expenses are paid by locality donations and would not be possible without such donations.

Administrator Gee explained that she had learned from concerned citizens about a letter to adjoining landowners regarding action between DEQ, and engineers and owners of Weaver Industrial Waste Landfill located at 576 Shelburne Lane, Victoria, VA. The letter suggests terminating post-closure landfill monitoring of Weaver Landfill. Administrator Gee commented that the Weaver Industrial Waste Landfill is a privately owned landfill. The Board of Supervisors became involved in 2000 as the company operating the landfill was not following zoning procedures and violated several ordinances. At the time, the company was planning to expand the landfill; however, the county's involvement led to closure due to non-compliance with zoning ordinances. Administrator Gee added that if post-closure monitoring is eliminated, landowners will be responsible for their own water monitoring, which can be expensive.

Mr. Donald Gee, an attorney based in Richmond who grew up in Lunenburg, spoke on behalf of all the concerned citizens. He explained that the residents of Shelburne Lane began to notice problems with their water within the first year or two after the landfill was in operation. Over time the problems have increased. He requested the Board's support in asking DEQ not to permit the engineers and owners of Weaver Landfill, LLC to terminate post-closure monitoring. The Board agreed to send correspondence in opposition of the termination of post-closure monitoring. County Attorney Rennie commented that the Board may support the landowners, but ultimately the Board has no authority, and requests to continue monitoring must come from the landowners.

Mrs. Justine Young, Executive Director of Piedmont Senior Resources, thanked the board for their support over the years. She explained that the organization is consistently growing and expanding. She continued to discuss some of the programs they have in place in Lunenburg. Mrs. Young advised that each member locality has two seats on the Board. Currently, Lunenburg has one seat vacant and one seat occupied by Social Services Director Dotty Newcomb that needs reappointment. Mrs. Newcomb's term for reappointment is 10/11/16 through 10/11/19. Mrs. Young requested that the Board consider appointing a second Board member. They currently meet on the 3rd Tuesday of the month and must have at least 6 meetings per year.

Supervisor Bacon made a motion, seconded by Supervisor Edmonds and unanimously approved, to re-appoint Mrs. Dotty Newcomb to the Piedmont Senior Resources Board for the remainder of the term, upon this appointment until 10/11/19.

The 2010 Commonwealth Regional Council Bicycle Plan was presented to the Board with a request for formal adoption.

Supervisor Bacon made a motion, seconded by Supervisor Edmonds and unanimously approved, to approve 2010 Commonwealth Regional Council Bicycle Plan.

Administrator Gee provided her monthly report. She reminded the Board of the upcoming VACo conference at the Homestead. Currently, Chairman Slayton and Vice-Chairman Bacon are scheduled to attend. She advised that Piedmont Regional Jail is bidding out for medical services in hopes to reduce the costs. Administrator Gee stated that October's meeting would include a joint meeting with the Planning Commissions, Victoria Town Council and the Kenbridge Town Council regarding updates to the Joint Comprehensive Plan.

Supervisor Bacon made a motion, seconded by Supervisor Edmonds and unanimously approved, to enter Closed Session citing Virginia Code Section §2.2-3711A1 Personnel and §2.2-3711A7 Legal Consult regarding the disposition of county property and the specific advice of Counsel regarding Social Services.

CERTIFICATION OF CLOSED SESSION MEETING

WHEREAS, the Board of Supervisors of Lunenburg County, Virginia ("Board") convened a Closed Session Meeting on this date pursuant to an affirmative recorded vote in accordance with the provisions of the Freedom of Information Act; and

WHEREAS, Section §2.2-3712 of the Code of Virginia, 1950, as amended, requires a certification by the Board that such Closed Meeting was conducted in conformity with Virginia law.

NOW, THEREFORE, BE IT RESOLVED that the Board hereby certifies that, to the best of each member's knowledge, (i) only public business matters lawfully exempted from Open Meeting requirements by Virginia law were discussed in the Closed Meeting to which this certification resolution applies, and (ii) only such public business matters as were identified in the motion convening the Closed Meeting were heard, discussed or considered by the Board.

VOTING YES

Supervisor Edmonds
Supervisor Hankins
Supervisor Bacon
Supervisor Pennington
Supervisor Slayton
Supervisor Zava

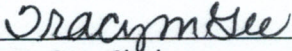
VOTING NO

ABSENT

Supervisor Hoover

Supervisor Zava made a motion, seconded by Supervisor Edmonds and unanimously approved, to return to Open Session.

Supervisor Bacon made a motion, seconded by Supervisor Pennington and unanimously approved, to adjourn.



Tracy M. Gee, Clerk
County Administrator

Charles R. Slayton, Chairman
Board of Supervisors

BOARD OF SUPERVISORS

Charles R. Slayton, CHAIRMAN
Election District 4

Frank W. Bacon, VICE-CHAIRMAN
Election District 3

T. Wayne Hoover
Election District 1

Mike Hankins
Election District 2

Edward Pennington
Election District 5

Alvester L. Edmonds
Election District 6

Robert G. Zava
Election District 7



Lunenburg County Administration
11413 Courthouse Road
Lunenburg, VA 23952

Tracy M. Gee
County Administrator

Telephone: (434) 696-2142
Facsimile: (434) 696-1798

September 30, 2018

Lunenburg County Board of Supervisors
11413 Courthouse Road
Lunenburg, VA 23952

Honorable County Supervisors:

The following warrants, including accounting for all voided checks are listed according to Code of Virginia § 15.2-1243 and § 15.2-1244 requiring your approval:

Additions for June 2018 printed in September 2018:
(for inclusion in FY18 expenses)

Accounts Payable: invoices on #56615, 56561, 56600, and 56603 \$ 19,895.30

September 2018:

Payroll:	Direct Deposit	\$ 125,576.21
Payroll Taxes Federal:		\$ 39,101.98
Payroll Taxes State:		\$ 6,996.01
Payroll VRS payment:		\$ 25,050.75
Payroll ICMA-RC payment:		\$ 412.86
Accounts Payable: #56556-56665		<u>\$ 260,540.78</u>

September Total: \$ 477,573.89

Sincerely,

Tracy M. Gee
County Administrator

CHECK#	VENDOR	CLASS	DATE	AMOUNT	DISCOUNT
56556	283 ADAMS PATRICIA M	000	9/17/2018	134.00	.00
56557	59 AT&T	000	9/17/2018	273.08	.00
56558	122 BAI MUNICIPAL SOFTWARE	000	9/17/2018	3,983.00	.00
56559	472 BAKER LEROY	000	9/17/2018	75.00	.00
56560	139 BENCHMARK COMMUNITY BANK	000	9/17/2018	725.78	.00
56561	414 BLAKE LINDA	000	9/17/2018	612.30	.00
56562	371 BUG BUSTERS PEST CONT, INC	000	9/17/2018	248.00	.00
56563	746 CANON SOLUTIONS AMERICA	000	9/17/2018	71.49	.00
56564	10 CENTURYLINK ANALOG	000	9/17/2018	2,154.13	.00
56565	291 CHUCK'S AUTO&TRUCK REPAIR	000	9/17/2018	61.75	.00
56566	53 CLEMENT DIANA W	000	9/17/2018	1,294.00	.00
56567	52 CLEMENT ROBERT E	000	9/17/2018	1,223.44	.00
56568	155 COFFEES CUSTOM EMBROIDERY	000	9/17/2018	23.00	.00
56569	58 COWAN GATES PC	000	9/17/2018	1,969.75	.00
56570	119 DATACARE, INC.	000	9/17/2018	2,185.00	.00
56571	46 DOMINION ENERGY VIRGINIA	000	9/17/2018	861.39	.00
56572	812 ESRI	000	9/17/2018	800.00	.00
56573	642 FARMVILLE NEWSMEDIA	000	9/17/2018	325.00	.00
56574	645 GARRETT CHRISTOPHER DBA	000	9/17/2018	450.00	.00
56575	67 GCR COMPANY	000	9/17/2018	1,225.00	.00
56576	467 HAMLETT ELIZABETH Y.	000	9/17/2018	274.19	.00
56577	71 IBM CORPORATION	000	9/17/2018	846.27	.00
56578	158 JACK & SON	000	9/17/2018	126.00	.00
56579	709 K&K CHEMICAL	000	9/17/2018	499.00	.00
56580	78 KENBRIDGE OFFICE SUPPLY	000	9/17/2018	136.96	.00
56581	77 KENBRIDGE SUPPLY COMPANY	000	9/17/2018	32.58	.00
56582	75 KENBRIDGE TIRE	000	9/17/2018	1,482.50	.00
56583	211 KIDS PEACE CORPORATION	000	9/17/2018	10,180.61	.00
56584	718 KIDS WORLD LEARNING CTR	000	9/17/2018	2,860.00	.00
56585	333 KORMAN SIGNS	000	9/17/2018	453.71	.00
56586	461 LGA OF VA INC.	000	9/17/2018	325.00	.00
56587	82 LUNENBURG COUNTY	000	9/17/2018	26,666.67	.00
56588	88 MSAG LLC	000	9/17/2018	920.42	.00
56589	90 NEW GENERATION	000	9/17/2018	24,525.00	.00
56590	148 NOTTOWAY PUBLISHING	000	9/17/2018	50.00	.00
56591	360 PEGRAM, PHILLIP	000	9/17/2018	100.00	.00
56592	96 PIEDMONT REGIONAL JUV.	000	9/17/2018	1,275.00	.00
56593	256 PITNEY BOWES INC	000	9/17/2018	225.21	.00
56594	637 RCS COMMUNICATIONS	000	9/17/2018	925.00	.00
56595	769 SANGOMA TECHNOLOGIES	000	9/17/2018	628.11	.00
56596	104 SECURE HAVEN	000	9/17/2018	9,065.64	.00
56597	263 SKELTON PLUMBING	000	9/17/2018	98.58	.00
56598	135 SOUTHSIDE ELECTRIC COOP	000	9/17/2018	288.42	.00
56599	652 SOUTHSIDE MESSENGER, THE	000	9/17/2018	144.00	.00
56600	337 STEPS, INC.	000	9/17/2018	2,587.50	.00
9999999	TAXING AUTHORITY CONSULTI	000	9/17/2018	29.61	.00
56601	218 TREASURER OF VIRGINIA	000	9/17/2018	217.42	.00
56602	362 UNITED METHODIST FAM.SER	000	9/17/2018	3,514.00	.00
56603	172 US POSTAL	000	9/17/2018	100.00	.00
56604	288 US POSTAL	000	9/17/2018	72.00	.00
56605	507 VACORP	000	9/17/2018	16,888.25	.00
56606	114 VICTORIA AUTOMOTIVE	000	9/17/2018	49.95	.00

MAINTENANCE - Treas. Package

141.30 = 17/18

CSA

Health Dept. Appropriation

2nd Qtr

900 = 17/18

CSA

17/18

Premiums - LODA & Workers Comp.

CHECK#	VENDOR	CLASS	DATE	AMOUNT	DISCOUNT
56608	432 VIRGINIA LEGAL AID	000	9/17/2018	4,713.00	.00
56609	361 WARD ANDREW S.	000	9/17/2018	100.00	.00
56610	173 WILCO JANITORIAL SUPPLIES	000	9/17/2018	992.12	.00
	CLASS TOTAL			130,087.83	.00
	ACH TOTAL			.00	
	CHECK TOTAL			130,087.83	
	FINAL TOTAL			130,087.83	.00

Appropriation

I HEREBY APPROVE THIS REGISTER FOR PAYMENT WITH EXCEPTIONS LISTED BELOW OR PREVIOUSLY DOCUMENTED.
THE TOTAL 130,087.83- EQUALS THE WEEKLY LOG SHEET TOTALS AS ADJUSTED.

9-18-18
DATE

Dracorn Lee
COUNTY ADMINISTRATOR

9-18-18

Charles R. Slayton

CHECK#	VEND#	VENDOR	CLASS	DATE	AMOUNT	DISCOUNT
56623	813	BILLY R. CAPPS PAINTING,	000	9/30/2018	7,800.00	.00
56624	48	BILLY'S AUTO SERVICE CENT	000	9/30/2018	65.95	.00
56625	8	BMS DIRECT	000	9/30/2018	5,513.00	.00
56626	578	BOYD OF SOUTH HILL	000	9/30/2018	57.84	.00
56627	101	CENTRA HEALTH INC.	000	9/30/2018	7,056.00	.00
56628	10	CENTURYLINK ANALOG	000	9/30/2018	90.19	.00
56629	49	CENTURYLINK LONG DISTANCE	000	9/30/2018	211.39	.00
56630	54	COBB TECHNOLOGIES INC	000	9/30/2018	122.48	.00
56631	293	COMMISSIONER OF THE	000	9/30/2018	125.00	.00
56632	481	DE LAGE LANDEN	000	9/30/2018	137.00	.00
56633	46	DOMINION ENERGY VIRGINIA	000	9/30/2018	5,176.87	.00
56634	46	DOMINION ENERGY VIRGINIA	000	9/30/2018	6.59	.00
56635	225	FARMVILLE WHOLESALE	000	9/30/2018	3,047.00	.00
56636	66	FUEL FREEDOM CARD	000	9/30/2018	3,207.23	.00
56637	24	GALLS, LLC	000	9/30/2018	524.07	.00
56638	645	GARRETT CHRISTOPHER DBA	000	9/30/2018	825.00	.00
56639	397	HALLMARK YOUTHCARE -	000	9/30/2018	6,355.00	.00
56640	467	HAMLETT ELIZABETH Y.	000	9/30/2018	85.46	.00
56641	807	HMM PORTA TOILET LLC	000	9/30/2018	846.27	.00
56642	71	IBM CORPORATION	000	9/30/2018	421.26	.00
56643	78	KENBRIDGE OFFICE SUPPLY	000	9/30/2018	77.48	.00
56644	77	KENBRIDGE SUPPLY COMPANY	000	9/30/2018	3,657.58	.00
56645	286	KEY OFFICE SUPPLY INC	000	9/30/2018	108.81	.00
56646	649	MECKLENBURG ELECTRIC	000	9/30/2018	94.83	.00
56647	794	MILLICAN GLENN	000	9/30/2018	23.00	.00
56648	88	MSAG LLC	000	9/30/2018	120.00	.00
56649	148	NOTTOWAY PUBLISHING	000	9/30/2018	164.90	.00
56650	92	PARKER OIL COMPANY	000	9/30/2018	20.66	.00
56651	94	PETTY CASH FUND	000	9/30/2018	1,314.83	.00
56652	494	PROJECT LIFESAVER INTERNA	000	9/30/2018	1,255.50	.00
56653	561	RA CLARK ENTERPRISES	000	9/30/2018	6,885.00	.00
56654	814	RESTORATIVE YOUTH	000	9/30/2018	135.00	.00
56655	102	SECURITY ALLIANCE	000	9/30/2018	5,760.00	.00
56656	652	SOUTHSIDE MESSENGER, THE	000	9/30/2018	28,047.00	.00
56657	710	THREE RIVERS TREATMENT	000	9/30/2018	121.81	.00
56658	530	TIMMONS GROUP	000	9/30/2018	371.00	.00
56659	216	TOWN OF VICTORIA	000	9/30/2018	72.57	.00
56660	195	TREASURER OF VIRGINIA	000	9/30/2018	20.00	.00
56661	755	TREASURER OF VIRGINIA	000	9/30/2018	109.85	.00
56662	113	VERIZON	000	9/30/2018	45.00	.00
56663	117	WALLACE AUTO PARTS	000	9/30/2018	108.00	.00
56664	815	WELLS LEAH D.	000	9/30/2018	108.00	.00
56665	267	WOHLFORD'S RADAR	000	9/30/2018	89,561.92	.00
		CLASS TOTAL				
		ACH TOTAL			.00	
		CHECK TOTAL			89,561.92	
		FINAL TOTAL			89,561.92	.00

I HEREBY APPROVE THIS REGISTER FOR PAYMENT WITH EXCEPTIONS LISTED BELOW OR PREVIOUSLY DOCUMENTED.
 THE TOTAL 89,561.92 - EQUALS THE WEEKLY LOG SHEET TOTALS AS ADJUSTED.

10-1-18
 DATE

Dracynisce
 COUNTY ADMINISTRATOR

10-2-18

Charles R. Slayton

*Sept. 2018
 INS. Prem. Checks
 of Benefits*

CHECK#	VEND#	VENDOR	CLASS	DATE	AMOUNT	DISCOUNT
56611	179	AFLAC	000	9/28/2018	1,249.81	.00
56612	711	ALLSTATE BENEFITS	000	9/28/2018	586.24	.00
56613	177	ANTHEM BCBS	000	9/28/2018	22,747.00	.00
56614	191	DEARBORN NATIONAL LIFE	000	9/28/2018	157.50	.00
56615	30	GRAFTON SCHOOL INC	000	9/28/2018	27,388.00	.00
56616	310	HEALTH EQUITY	000	9/28/2018	6,315.92	.00
56617	751	HEALTH EQUITY	000	9/28/2018	82.60	.00
56618	651	LEGALSHIELD	000	9/28/2018	18.95	.00
56619	999999	LUMOS NETWORKS INC	000	9/28/2018	5.34	.00
56620	507	VACORP	000	9/28/2018	84.97	.00
56621	183	VALIC	000	9/28/2018	1,950.00	.00
56622	111	VIRGINIA CREDIT UNION	000	9/28/2018	200.00	.00
		CLASS TOTAL			60,786.33	.00

*---USA
 (15,340.00 - F4 17/18)*

ACH TOTAL .00
 CHECK TOTAL 60,786.33
 FINAL TOTAL 60,786.33 .00

I HEREBY APPROVE THIS REGISTER FOR PAYMENT WITH EXCEPTIONS LISTED BELOW OR PREVIOUSLY DOCUMENTED.
 THE TOTAL 60,786.33- EQUALS THE WEEKLY LOG SHEET TOTALS AS ADJUSTED.

9-25-2018
 DATE

9-25-2018

DracynBee
 COUNTY ADMINISTRATOR
Charles R. Slayton

ACCOUNT NUMBER	ACCOUNT DESCRIPTION	PREVIOUS BALANCE	DEBIT	CREDIT	ENDING BALANCE
100-0001	** Treasurer Accountability **				
100-0010	** Assets **				
100-0100	Cash in Office	2,000.00			2,000.00
100-0101	Petty Cash	400.00			400.00
100-0102	Benchmark Checking	8,002,859.87	1,219,711.71	1,222,040.77	8,000,530.81
100-0103	First Citizens - Extra Account				
100-0252	Caprin Investment - US Bank	1,165,806.91	2,215.13		1,168,022.04
100-0253	BB&T Checking				
100-0355	Benchmark-Landfill Mitigation	206,571.80	62.88		206,634.68
100-0705	First Citizens - School Food				
100-1252	First Citizens - School Textbook				
100-1253	SNAP Account - QSCB TRANE				
100-1355	BB&T - IDA	34,665.93	2,384.16		37,050.09
100-1705	Benchmark - School Food	74,665.42	25.37		74,690.79
	Benchmark - School Textbook				
	SNAP Account - CHS Addition				
	Benchmark - IDA	553,089.27	187.90		553,277.17
	** Assets **	10,040,059.20	1,224,587.15	1,222,040.77	10,042,605.58
	TOTAL ASSETS	10,040,059.20	1,224,587.15	1,222,040.77	10,042,605.58
300-0100	** Cash Balances **				
300-0132	General Fund Cash Balance	6,902,893.42	324,966.19	508,884.66	7,086,811.89
300-0135	Reassessment Fund Cash Balance	24,033.76			24,033.76
300-0136	Solid Waste Mgmt Cash Balance	481,923.58	11,653.05	14,283.05	484,553.58
300-0137	S/W Construction Cash Balance				
300-0213	Landfill Sites Cash Balance	705,436.28	1,952.19		703,484.09
300-0214	Law Library Cash Balance	21,762.57		49.30	21,811.87
300-0215	Asset Forfeiture Cash Balance	10,175.49	1,617.04	1,151.34	9,709.79
300-0216	E911 Cash Balance	451,989.43	34,466.12	18,401.50	435,924.81
300-0220	Cell Tower Cash Balance	32,458.80			32,458.80
300-0221	Airport Cash Balance	25,890.62	8,958.56	4,055.25	20,987.31
300-0225	Economic Development Cash Balance	214,102.99	12,155.90		201,947.09
300-0226	Economic Dev Grants Cash Balance	6,530.90		6,530.90	
300-0250	School Cash Balance	769,748.41		769,748.41	
300-0252	School Food Cash Balance	34,665.93		2,384.16	37,050.09
300-0253	School Textbook Cash Balance	74,665.42		25.37	74,690.79
300-0260	VPA Cash Balance				
300-0262	CSA Cash Balance				
300-0316	Fire/Rescue Cash Balance	140,683.14			140,683.14
300-0317	Project Lifesaver Cash Balance	4,872.50			4,872.50
300-0319	Voting Machine Cash Balance	5,775.00			5,775.00
300-0320	Capital Outlay Cash Balance	91,652.25	162,638.00	5,000.00	14,014.25
300-0355	School Construction Cash Balance			85,000.00	
300-0420	Debt Service Cash Balance	280,000.00			195,000.00
300-0701	Special Welfare Cash Balance	2,069.65			2,069.65
300-0705	IDA Cash Balance	553,089.27			553,277.17
300-0715	Commonwealth Current Credit Account				
	** Cash Balances **	10,040,059.20	1,567,421.63	1,569,968.01	10,042,605.58
	TOTAL PRIOR YR FUND BALANCE	10,040,059.20	1,567,421.63	1,569,968.01	10,042,605.58
	TOTAL REVENUE				

10/02/2018
10:25:48

-TREASURER TAX COLLECTION RATE SCHEDULE REPORT-
THRU 9/30/2018

DEPT H CLS	TAXES	PPTRA	ABATEMENTS	NET TAX	THRU PAYMENTS	OTHER ADJS	NET PAYMENTS	NET A/R	PAGE
RE2011 1	3179753.87		3703.76-	3176050.11	3129084.66-	44417.73-	3173502.39-	2547.72	99.92
1 RE	32.40			32.40	32.40-		32.40-		100.00
HALF TOTALS=	3179786.27		3703.76-	3176082.51	3129117.06-	44417.73-	3173534.79-	2547.72	99.92
DEPT TOTALS=	3179786.27		3703.76-	3176082.51	3129117.06-	44417.73-	3173534.79-	2547.72	99.92
RE2012 1 RE	1600051.66		3676.46-	1596375.20	1586149.07-	9145.60-	1595294.67-	1080.53	99.93
HALF TOTALS=	1600051.66		3676.46-	1596375.20	1586149.07-	9145.60-	1595294.67-	1080.53	99.93
2 R2	1604714.92		7011.79-	1597703.13	1595932.75-	664.60-	1596597.35-	1105.78	99.93
HALF TOTALS=	1604714.92		7011.79-	1597703.13	1595932.75-	664.60-	1596597.35-	1105.78	99.93
DEPT TOTALS=	3204766.58		10688.25-	3194078.33	3182081.82-	9810.20-	3191892.02-	2186.31	99.93
RE2013 1 RE	1615975.85		7652.80-	1608323.05	1592320.85-	14772.52-	1607093.37-	1229.68	99.92
HALF TOTALS=	1615975.85		7652.80-	1608323.05	1592320.85-	14772.52-	1607093.37-	1229.68	99.92
2 R2	1615710.67		8899.41-	1606811.26	1603836.91-	1657.17-	1605494.08-	1317.18	99.92
HALF TOTALS=	1615710.67		8899.41-	1606811.26	1603836.91-	1657.17-	1605494.08-	1317.18	99.92
DEPT TOTALS=	3231686.52		16552.21-	3215134.31	3196157.76-	16429.69-	3212587.45-	2546.86	99.92
RE2014 1 RE	1621662.15		5053.32-	1616608.83	1602905.31-	12265.17-	1615170.48-	1438.35	99.91
HALF TOTALS=	1621662.15		5053.32-	1616608.83	1602905.31-	12265.17-	1615170.48-	1438.35	99.91
2 R2	1617319.15		6491.18-	1610827.97	1607949.78-	1290.85-	1609240.63-	1587.34	99.90
HALF TOTALS=	1617319.15		6491.18-	1610827.97	1607949.78-	1290.85-	1609240.63-	1587.34	99.90
DEPT TOTALS=	3238981.30		11544.50-	3227436.80	3210855.09-	13556.02-	3224411.11-	3025.69	99.91
RE2015 1 RE	1632536.00		4152.15-	1628383.85	1613755.76-	11933.22-	1625688.98-	2694.87	99.83
HALF TOTALS=	1632536.00		4152.15-	1628383.85	1613755.76-	11933.22-	1625688.98-	2694.87	99.83
2 R2	1624504.36		4750.84-	1619753.52	1613912.04-	2155.70-	1616067.74-	3685.78	99.77
HALF TOTALS=	1624504.36		4750.84-	1619753.52	1613912.04-	2155.70-	1616067.74-	3685.78	99.77
DEPT TOTALS=	3257040.36		8902.99-	3248137.37	3227667.80-	14088.92-	3241756.72-	6380.65	99.80
RE2016 1 RE	1639263.91		5175.58-	1634088.33	1607138.53-	15474.38-	1622612.91-	11475.42	99.30
HALF TOTALS=	1639263.91		5175.58-	1634088.33	1607138.53-	15474.38-	1622612.91-	11475.42	99.30
2 R2	1630250.23		6202.55-	1624047.68	1603817.54-	2798.83-	1606616.37-	17431.31	98.93
HALF TOTALS=	1630250.23		6202.55-	1624047.68	1603817.54-	2798.83-	1606616.37-	17431.31	98.93
DEPT TOTALS=	3269514.14		11378.13-	3258136.01	3210956.07-	18273.21-	3229229.28-	28906.73	99.11
RE2017 1 RE	1642990.87		3293.60-	1639697.27	1596596.27-	12785.71-	1609381.98-	30315.29	98.15
HALF TOTALS=	1642990.87		3293.60-	1639697.27	1596596.27-	12785.71-	1609381.98-	30315.29	98.15
2 R2	1643267.95		4675.17-	1638592.78	1597786.58-	1881.56-	1599668.14-	38924.64	97.62
HALF TOTALS=	1643267.95		4675.17-	1638592.78	1597786.58-	1881.56-	1599668.14-	38924.64	97.62
DEPT TOTALS=	3286258.82		7968.77-	3278290.05	3194382.85-	14667.27-	3209050.12-	69239.93	97.89

10/02/2018
 10:25:48
 DEPT H CLS

-TREASURER TAX COLLECTION RATE SCHEDULE REPORT-
 THRU 9/30/2018

RE2018 1 RE HALF TOTALS=	TAXES	PPTRA	ABATEMENTS	NET TAX	PAYMENTS	OTHER ADJS	NET PAYMENTS	NET A/R	
1746313.47	1746313.47		3193.45-	1743120.02	1661047.24-	9978.59-	1671025.83-	72094.19	95.86
1746313.47	1746313.47		3193.45-	1743120.02	1661047.24-	9978.59-	1671025.83-	72094.19	95.86
2 R2 HALF TOTALS=	1746313.47 1746313.47		3561.98- 3561.98-	1742751.49 1742751.49	139441.79- 139441.79-	3056.20- 3056.20-	142497.99- 142497.99-	1600253.50 1600253.50	8.18 8.18
DEPT TOTALS=	3492626.94		6755.43-	3485871.51	1800489.03-	13034.79-	1813523.82-	1672347.69	52.02
RE TOTALS =	26160660.93		77494.04-	26083166.89	24151707.48-	144277.83-	24295985.31-	1787181.58	93.15

COMP TOTALS=	26160660.93		77494.04-	26083166.89	24151707.48-	144277.83-	24295985.31-	1787181.58	93.15
--------------	-------------	--	-----------	-------------	--------------	------------	--------------	------------	-------

10/02/2018
10:20:35
DEPT H CLS

-TREASURER TAX COLLECTION RATE SCHEDULE REPORT-
THRU 9/30/2018

PAGE 1
TR712
%COLLECTED

DEPT	H	CLS	TAXES	PPTRA	ABATEMENTS	NET TAX	PAYMENTS	OTHER ADJS	NET PAYMENTS	NET A/R	PAGE
PP2013	1	MH	12244.29		608.38-	11635.91	11209.75-	139.83-	11349.58-	286.33	97.54
	1	MR	35893.84		1055.40-	34838.44	34700.44-	24.02-	34724.46-	113.98	99.67
	1	MT	129755.06		951.09-	128803.97	119443.48-	30.00-	119473.48-	9330.49	92.76
	1	PP	1429417.46	517796.57-	70226.02-	841394.87	825459.63-	3905.17-	829364.80-	12030.07	98.57
	1	VL	260600.00		33777.80-	226822.20	221003.07-	700.99-	221704.06-	5118.14	97.74
	1	XX	742.35		742.35	742.35	742.35-		742.35-	100.00	100.00
HALF TOTALS=			1868653.00	517796.57-	106618.69-	1244237.74	1212558.72-	4800.01-	1217358.73-	26879.01	97.84
	2	H2	12002.98		437.38-	11565.60	11256.47-	12.35-	11268.82-	296.78	97.43
	2	PP	405.36		31.82-	373.54	373.54-		373.54-	100.00	100.00
	2	P2	1432125.02	520605.13-	72413.69-	839106.20	826832.60-	1190.59	825642.01-	13464.19	98.40
	2	R2	36122.82		589.80-	35533.02	35407.62-		35407.62-	99.65	99.65
	2	T2	132426.10		951.06-	131475.04	122144.57-		122144.57-	9330.47	92.90
	2	VL	7590.00		200.00-	7390.00	7386.54-	21.54	7365.00-	25.00	99.66
	2	X2	742.35		742.35	742.35	742.35-		742.35-	100.00	100.00
HALF TOTALS=			1621414.63	520636.95-	74591.93-	1026185.75	1004143.69-	1199.78	1002943.91-	23241.84	97.74
DEPT TOTALS=			3490067.63	1038433.52-	181210.62-	2270423.49	2216702.41-	3600.23-	2220302.64-	50120.85	97.79
PP2014	1	MH	12073.86		330.22-	11743.64	11352.26-	135.26-	11487.52-	256.12	97.82
	1	MR	40972.52		929.94-	40042.58	40010.32-	15.16-	40025.48-	17.10	99.96
	1	MT	147418.32		1130.48-	146287.84	137855.14-	881.10	136974.01-	9313.83	93.61
	1	PP	1442787.62	523143.53-	59028.02-	860616.07	841098.14-	3236.44-	844334.58-	16281.49	98.11
	1	VL	236725.00		5945.00-	230780.00	224758.70-	584.74-	225343.44-	5436.56	97.64
	1	XX	702.45		702.45	702.45	702.45-		702.45-	100.00	100.00
HALF TOTALS=			1880679.77	523143.53-	67363.66-	1290172.58	1255776.98-	3090.50-	1258867.48-	31305.10	97.57
	2	H2	12073.85		330.22-	11743.63	11423.86-	48.45-	11472.31-	271.32	97.69
	2	P2	1437984.65	523711.28-	56149.34-	858124.03	839557.27-	121.13	839436.14-	18687.89	97.82
	2	R2	40547.47		464.34-	40083.13	39986.83-		39986.83-	96.30	99.76
	2	T2	144065.53		1130.48-	142935.05	133621.22-		133621.22-	9313.83	93.48
	2	X2	702.45		702.45	702.45	702.45-		702.45-	100.00	100.00
HALF TOTALS=			1635373.95	523711.28-	58074.38-	1053588.29	1025291.63-	72.68	1025218.95-	28369.34	97.31
DEPT TOTALS=			3516053.72	1046854.81-	125438.04-	2343760.87	2281068.61-	3017.82-	2284086.43-	59674.44	97.45
PP2015	1	MH	12079.83		251.56-	11828.27	11377.13-	163.10-	11540.23-	288.04	97.56
	1	MR	41822.20		3167.59-	38654.61	38565.65-	77.86-	38643.51-	11.10	99.97
	1	MT	152155.17		4416.08-	147739.09	138668.26-		138668.26-	9070.83	93.86
	1	PP	1471338.46	531931.72-	44259.58-	895147.16	867838.84-	3843.71-	871682.55-	23464.61	97.38
	1	VL	237615.00		7340.00-	230275.00	224842.10-	537.05-	225379.15-	4895.85	97.87
	1	XX	736.74		320.77-	415.97	415.97-		415.97-	100.00	100.00
HALF TOTALS=			1915747.40	531931.72-	59755.58-	1324060.10	1281707.95-	4621.72-	1286329.67-	37730.43	97.15
	2	H2	12053.20		251.56-	11801.64	11453.16-	58.92-	11512.08-	289.56	97.55
	2	P2	1452571.92	527597.45-	40499.89-	884474.58	857757.10-	1490.19-	859247.29-	25227.29	97.15
	2	R2	41292.52		2701.98-	38590.54	38575.42-	4.02-	38579.44-	11.10	99.97
	2	T2	143082.42		4416.08-	138666.34	129570.31-		129570.31-	9096.03	93.44
	2	X2	736.73		320.76-	415.97	415.97-		415.97-	100.00	100.00
HALF TOTALS=			1649736.79	527597.45-	48190.27-	1073949.07	1037771.96-	1553.13-	1039325.09-	34623.98	96.78
DEPT TOTALS=			3565484.19	1059529.17-	107945.85-	2398009.17	2319479.91-	6174.85-	2325654.76-	72354.41	96.98
PP2016	1	MH	12253.84		114.19-	12139.65	11571.06-	214.24-	11785.30-	354.35	97.08

10/02/2018
10:20:35

-TREASURER TAX COLLECTION RATE SCHEDULE REPORT-
THRU 9/30/2018

DEPT	H	CLS	TAXES	PPTRA	ABATEMENTS	NET TAX	PAYMENTS	OTHER ADJS	NET PAYMENTS	NET A/R	
PP2016	1	MR	38011.08		935.65-	37075.43	36881.63-	175.74-	37057.37-	18.06	
	1	MT	162468.35		1373.88-	161094.47	148776.46-	1211.08-	149987.54-	11106.93	99.95
	1	PP	1540651.82	527705.91-	38113.28-	974832.63	940294.21-	8984.91-	949279.12-	25553.51	97.38
	1	VL	234810.00		5140.00-	229670.00	223724.44-	1091.72-	224816.16-	4853.84	97.89
	1	XX	458.85			458.85	458.85-		458.85-		100.00
HALF TOTALS=			1988653.94	527705.91-	45677.00-	1415271.03	1361706.65-	11677.69-	1373384.34-	41886.69	97.04
	2	H2	12224.91		114.19-	12110.72	11640.94-	5.79	11635.15-	475.57	96.07
	2	P2	1525868.82	523198.93-	37972.04-	964697.85	934751.61-	1262.96-	936014.57-	28683.28	97.03
	2	R2	38010.77		935.64-	37075.13	37040.64-	16.43-	37057.07-	18.06	99.95
	2	T2	158029.62		1373.88-	156655.74	145423.79-		145423.79-	11231.95	92.83
	2	VL	175.00		175.00	175.00-			175.00-		100.00
	2	X2	458.85		458.85	458.85-			458.85-		100.00
HALF TOTALS=			1734767.97	523198.93-	40395.75-	1171173.29	1129490.83-	1273.60-	1130764.43-	40408.86	96.55
DEPT TOTALS=			3723421.91	1050904.84-	86072.75-	2586444.32	2491197.48-	12951.29-	2504148.77-	82295.55	96.82
PP2017	1	MH	12872.18		244.53-	12627.65	11874.60-	245.29-	12119.89-	507.76	95.98
	1	MR	42441.11		76.28-	42364.83	42196.84-	156.89-	42353.73-	11.10	99.97
	1	MT	171927.14		31.50-	171895.64	161363.52-	209.17-	161572.69-	10322.95	93.99
	1	PP	1609374.35	529769.57-	38394.85-	1041209.93	1007203.93-	8243.96-	1015447.89-	25762.04	97.53
	1	VL	241740.00		5895.00-	235845.00	227497.85-	961.52-	228459.37-	7385.63	96.87
	1	XX	458.85		458.85	458.85-			458.85-		100.00
HALF TOTALS=			2078813.63	529769.57-	44642.16-	1504401.90	1450595.59-	9816.83-	1460412.42-	43989.48	97.08
	2	H2	12726.96		113.43-	12613.53	11758.32-	199.51-	11957.83-	655.70	94.80
	2	P2	1595034.50	527817.88-	30911.17-	1036305.40	997000.94-	535.33-	997536.27-	38769.13	96.26
	2	R2	42408.50		43.94-	42364.56	42303.30-	9.60-	42312.90-	51.66	99.88
	2	T2	163971.52		31.50-	163940.02	155330.68-		155330.68-	8609.34	94.75
	2	X2	458.85		31100.04-	458.85	458.85-		458.85-		100.00
HALF TOTALS=			1814600.28	527817.88-	31100.04-	1255682.36	1206852.09-	744.44-	1207596.53-	48085.83	96.17
DEPT TOTALS=			3893413.91	1057587.45-	75742.20-	2760084.26	2657447.68-	10561.27-	2668008.95-	92075.31	96.66
PP2018	1	MH	11558.85		43.13-	11515.72	9931.10-	139.12-	10070.22-	1445.50	87.45
	1	MR	44274.28		3369.91-	40904.37	37778.76-	77.94-	37856.70-	3047.67	92.55
	1	MT	167475.55		6025.61-	161449.94	146151.94-	63.01-	146214.95-	15234.99	90.56
	1	PP	1620176.52	525870.01-	33916.13-	1060390.38	949348.83-	8125.60-	957474.43-	102915.95	90.29
	1	VL	247740.00		6400.00-	241340.00	204083.56-	1129.10-	205212.66-	36127.34	85.03
	1	XX	894.60		383.25-	511.35	511.35-		511.35-		100.00
HALF TOTALS=			2092119.80	525870.01-	50138.03-	1516111.76	1347805.54-	9534.77-	1357340.31-	158771.45	89.53
	2	H2	11558.64		43.13-	11515.72	1639.98-	20.80-	1660.78-	9854.73	14.42
	2	P2	1620085.14	525801.89-	33940.09-	1060343.16	105781.78-	1535.86-	107317.64-	953025.52	10.12
	2	R2	44274.05		3369.91-	40904.14	2879.90-		2879.90-	38024.24	7.04
	2	T2	167475.30		6025.61-	161449.69	302.48-		302.48-	161147.21	.19
	2	X2	894.60		383.25-	511.35	511.35-		511.35-		100.00
HALF TOTALS=			1844287.73	525801.89-	43761.99-	1274723.85	110604.14-	1556.66-	112160.80-	1162563.05	8.80
DEPT TOTALS=			3936407.53	1051671.90-	93900.02-	2790835.61	1458409.68-	11091.43-	1469501.11-	1321334.50	52.65
PP TOTALS =			22124848.89	6304981.69-	670309.48-	15149557.72	13424305.77-	47396.89-	13471702.66-	1677855.06	88.92

10/02/2018
10:20:35
DEPT H CLS

-TREASURER TAX COLLECTION RATE SCHEDULE REPORT-
THRU 9/30/2018

PAGE 3
TR712
%COLLECTED

TAXES	PPTRA	ABATEMENTS	NET TAX	PAYMENTS	OTHER ADJS	NET PAYMENTS	NET A/R
22124848.89	6304981.69-	670309.48-	15149557.72	13424305.77-	47396.89-	13471702.66-	1677855.06

COMP TOTALS= 22124848.89 6304981.69- 670309.48- 15149557.72 13424305.77- 47396.89- 13471702.66- 1677855.06 88.92

ACCT#	DESCRIPTION	BUDGET AMOUNT	APPR. AMOUNT	CURRENT AMOUNT	Y-T-D AMOUNT	BALANCE	UNCOLLECTED
-------	-------------	---------------	--------------	----------------	--------------	---------	-------------

FUND #-100

11011	** RE Taxes **	3,423,500.00	3,423,500.00	19,797.33	73,003.49	3,350,496.51	97.86
11020	** Public Service **	210,000.00	210,000.00	.00	.00	210,000.00	100.00
11030	** Personal Property **	2,077,000.00	2,077,000.00	47,398.97	127,277.36	1,949,722.64	93.87
11040	** Machinery & Tools **	280,000.00	280,000.00	.00	864.83	279,135.17	99.69
11050	** Merchant's Capital **	74,500.00	74,500.00	4.80	456.56	74,043.44	99.38
11060	** Penalties & Interest **	100,000.00	100,000.00	8,709.50	25,676.88	74,323.12	74.32
12010	** Local Sales & Use Taxes **	390,000.00	390,000.00	38,631.48	37,099.27	317,900.73	81.51
12020	** Consumer Utility Taxes **	22,000.00	22,000.00	2,014.54	3,951.02	18,048.98	82.04
12070	** Taxes on Recordation & Wills **	56,000.00	56,000.00	3,356.33	8,541.11	47,458.89	84.74
13010	** Animal Licenses **	8,000.00	8,000.00	150.00	270.00	7,730.00	96.62
13020	** Animal Fines & Kennel Fees **	3,000.00	3,000.00	305.00	475.00	2,525.00	84.16
13030	** Permits & Other Licenses **	22,400.00	22,400.00	3,179.74	5,861.46	16,538.54	73.83
13033	** Local Landfill Revenue **	205,000.00	205,000.00	18,958.41	124,813.96	80,186.04	39.11
14010	** Fines & Forfeitures **	52,600.00	52,600.00	3,979.42	8,192.52	44,407.48	84.42
14040	** Processing Fees **	1,500.00	1,500.00	119.79	232.96	1,267.04	84.46
15010	** Revenue From Use of Money **	23,000.00	23,000.00	5,344.20	10,350.92	12,649.08	54.99
15020	** Revenue From Use of Property **	31,500.00	31,500.00	874.79	1,749.58	29,750.42	94.44
16010	** Court Costs **	3,546.00	3,546.00	163.87	1,124.70	2,421.30	68.28
16020	** Charges Commonwealth Attorney **	1,500.00	1,500.00	66.67	226.06	1,273.94	84.92
18030	** Refunds **	.00	.00	37.20	93.00	93.00	100.00
18990	** Miscellaneous Revenue **	31,333.00	31,333.00	5,085.88	27,223.43	4,109.57	13.11
22010	** Non-Cateforical Aid **	1,079,332.00	1,079,332.00	60,949.52	63,769.68	1,015,562.32	94.09
23010	** Commonwealth's Attorney **	216,286.00	216,286.00	18,678.55	38,094.65	178,191.35	82.38
23020	** Sheriff **	719,546.00	719,546.00	45,034.16	111,209.54	608,336.46	84.54
23030	** Commissioner of Revenue **	78,968.00	78,968.00	5,898.26	12,388.19	66,579.81	84.31
23040	** Treasurer **	82,002.00	82,002.00	6,005.97	13,544.34	68,457.66	83.48
23060	** Registrar **	38,000.00	38,000.00	.00	.00	38,000.00	100.00
23070	** Clerk of Circuit Court **	185,170.00	185,170.00	15,518.23	31,100.70	154,069.30	83.20
24010	** Public Safety **	93,115.00	93,115.00	18,713.00	18,713.00	74,402.00	79.90
24020	** Fire and Rescue Services **	40,500.00	40,500.00	.00	.00	40,500.00	100.00
33010	** Public Safety **	62,500.00	62,500.00	.00	.00	62,500.00	100.00
41050	** Transfers In **	447,368.00	447,368.00	.00	.00	447,368.00	100.00
--FUND TOTAL--		10,059,166.00	10,059,166.00	318,803.85	781,304.21	9,277,861.79	92.23

FUND #-135

12020	** Solid Waste Mgmt **	175,000.00	175,000.00	14,220.17	30,790.23	144,209.77	82.40
24030	** Public Works **	7,000.00	7,000.00	.00	.00	7,000.00	100.00
--FUND TOTAL--		182,000.00	182,000.00	14,220.17	30,790.23	151,209.77	83.08

FUND #-137

41050	** Transfers In **	387,000.00	387,000.00	.00	.00	387,000.00	100.00
--FUND TOTAL--		387,000.00	387,000.00	.00	.00	387,000.00	100.00

ACCT#	DESCRIPTION	BUDGET AMOUNT	APPR. AMOUNT	CURRENT AMOUNT	Y-T-D AMOUNT	BALANCE	% UNCOLLECTED
FUND #-213							
16010	** Court Costs **	1,000.00	1,000.00	49.30	124.20	875.80	87.58
	--FUND TOTAL--	1,000.00	1,000.00	49.30	124.20	875.80	87.58
FUND #-214							
15010	** Interest **	.00	.00	3.34	6.74	6.74	100.00
24010	** Asset Forfeiture - State **	.00	.00	1,148.00	1,148.00	1,148.00	100.00
	--FUND TOTAL--	.00	.00	1,151.34	1,154.74	1,154.74	100.00
FUND #-215							
22013	** Communications Tax **	315,000.00	315,000.00	18,401.50	37,901.46	277,098.54	87.96
41050	** Transfers In **	99,650.00	99,650.00	.00	.00	99,650.00	100.00
	--FUND TOTAL--	414,650.00	414,650.00	18,401.50	37,901.46	376,748.54	90.85
FUND #-221							
15020	** Revenue from Use of Property **	10,500.00	10,500.00	1,419.00	1,419.00	9,081.00	86.48
18990	** Miscellaneous Revenue **	3,000.00	3,000.00	.00	.00	3,000.00	100.00
24090	** Airport Grant **	10,500.00	10,500.00	2,636.25	2,636.25	7,863.75	74.89
41050	** Transfers In **	3,000.00	3,000.00	.00	.00	3,000.00	100.00
	--FUND TOTAL--	27,000.00	27,000.00	4,055.25	4,055.25	22,944.75	84.98
FUND #-225							
41050	** Transfers In **	34,830.00	34,830.00	.00	.00	34,830.00	100.00
	--FUND TOTAL--	34,830.00	34,830.00	.00	.00	34,830.00	100.00
FUND #-226							
18990	** Miscellaneous Revenue **	16,170.00	16,170.00	.00	.00	16,170.00	100.00
24090	** Tobacco Grants **	459,000.00	459,000.00	.00	.00	459,000.00	100.00
33071	** VDOT TEA21 Grants **	69,490.00	69,490.00	.00	.00	69,490.00	100.00
41050	** Transfers In **	34,830.00	34,830.00	6,530.90	6,530.90	28,299.10	81.24
	--FUND TOTAL--	579,490.00	579,490.00	6,530.90	6,530.90	572,959.10	98.87
FUND #-250							
16180	** Charges for Education **	468,724.00	468,724.00	.00	10,241.07	458,482.93	97.81
24100	** Education-State **	11,236,999.00	11,236,999.00	769,748.41	1,594,718.88	9,642,280.12	85.80
33080	** Education-Federal **	1,842,609.00	1,842,609.00	.00	10,711.27	1,831,897.73	99.41

REVENUE SUMMARY
7/01/2018 - 8/30/2018

TIME 11:40

ACCT# DESCRIPTION BUDGET AMOUNT APPR. AMOUNT CURRENT AMOUNT Y-T-D AMOUNT BALANCE UNCOLLECTED

41050 ** Transfers In ** 3,740,000.00 3,740,000.00 276,566.33- 557,672.12- 114.91
--FUND TOTAL-- 17,288,332.00 17,288,332.00 493,182.08 1,057,999.10 16,230,332.90 93.88

FUND #-252

15010 ** Revenue from Use of Money ** .00 .00 22.48 54.22- 100.00-
16180 ** Charges for Education ** .00 .00 2,361.68 2,361.68- 100.00-
33080 School Food Federal .00 .00 .00 9,524.90- 100.00-
--FUND TOTAL-- .00 .00 2,384.16 11,940.80- 100.00-

FUND #-253

15010 ** Revenue from Use of Money ** .00 .00 25.37 50.73- 100.00-
--FUND TOTAL-- .00 .00 25.37 50.73- 100.00-

FUND #-260

24060 ** Welfare & Social Serv-State ** 400,000.00 400,000.00 27,918.31 55,291.48 86.17
33010 ** Welfare & Social Serv - Fed ** 600,000.00 600,000.00 41,986.38 82,780.80 86.20
41050 ** Transfers In ** 152,000.00 152,000.00 6,875.41 17,505.33 88.48
--FUND TOTAL-- 1,152,000.00 1,152,000.00 76,780.10 155,577.61 996,422.39 86.49

FUND #-262

16110 ** CSA - Local ** 5,000.00 5,000.00 80.95 249.91 95.00
24060 ** CSA - State ** 700,000.00 700,000.00 .00 127,812.92 81.74
41050 ** Transfers In ** 240,000.00 240,000.00 68,025.96 18,728.40- 107.80
--FUND TOTAL-- 945,000.00 945,000.00 68,106.91 109,334.43 835,665.57 88.43

FUND #-316

41050 ** Transfers In ** 115,000.00 115,000.00 .00 115,000.00 .00
--FUND TOTAL-- 115,000.00 115,000.00 .00 115,000.00 .00

FUND #-317

18990 Project Lifesaver 800.00 800.00 .00 .00 100.00
--FUND TOTAL-- 800.00 800.00 .00 .00 800.00 100.00

FUND #-319

41050 ** Transfers In ** 5,000.00 5,000.00 5,000.00 5,000.00 .00
--FUND TOTAL-- 5,000.00 5,000.00 5,000.00 5,000.00 .00

10/05/2018

GL060AA

LUNENBURG COUNTY

REVENUE SUMMARY

7/01/2018 - 8/30/2018

PAGE 4

TIME 11:40

ACCT#	DESCRIPTION	BUDGET AMOUNT	APPR. AMOUNT	CURRENT AMOUNT	Y-T-D AMOUNT	BALANCE UNCOLLECTED
-------	-------------	---------------	--------------	----------------	--------------	---------------------

FUND #-320

41050 ** Transfers In **

.00 .00 .00 .00

--FUND TOTAL--

.00 .00

FUND #-420

33080 ** Education **

520,000.00

41050 ** Transfers In **

1,145,000.00

--FUND TOTAL--

1,665,000.00

FUND #-705

15010 ** Revenue from Use of Money **

.00 .00 187.90 377.11 377.11- 100.00-

--FUND TOTAL--

.00 .00 187.90 377.11 377.11- 100.00-

FUND #-715

18990 ** Sheriff Fees **

.00 .00 1,188.84 1,411.66 1,411.66- 100.00-

24000 ** Estimated Taxes **

.00 .00 8,135.00 8,316.00 8,316.00- 100.00-

25000 ** State Income Taxes **

.00 .00 55.32 55.32 55.32- 100.00-

--FUND TOTAL--

.00 .00 9,379.16 9,782.98 9,782.98- 100.00-

--FINAL TOTAL--

32,941,268.00 32,941,268.00 1,127,701.99 2,841,539.73 30,099,728.27 91.37

ACCT#	DESCRIPTION	BUDGET AMOUNT	APPR. AMOUNT	CURRENT AMOUNT	Y-T-D AMOUNT	ENCUMBRANCE AMOUNT	UNENCUMBERED BALANCE	% REMAINING
11100	** Board of Supervisors **	49,320.00	49,320.00	3,156.97	11,847.90	.00	37,472.10	75.97
12100	** County Administration **	234,030.00	234,030.00	19,076.42	40,118.57	.00	193,911.43	82.85
12210	** Professional Services **	98,000.00	98,000.00	7,517.23	11,740.36	.00	86,259.64	88.02
12310	** Commissioner of Revenue **	212,200.00	212,200.00	18,480.58	31,384.83	.00	180,815.17	85.20
12410	** Treasurer **	232,560.00	232,560.00	17,078.75	33,528.87	.00	199,031.13	85.58
12510	** Data Processing **	90,000.00	90,000.00	18,288.71	24,237.92	.00	65,762.08	73.06
13100	** Electoral Board **	39,940.00	39,940.00	972.33	1,666.29	.00	38,273.71	95.82
13200	** Registrar **	79,715.00	79,715.00	8,620.11	16,120.80	.00	63,594.20	79.77
21100	** Circuit Court **	11,400.00	11,400.00	61.81	119.11	.00	11,280.89	98.95
21200	** General District Court **	6,000.00	6,000.00	290.13	367.21	.00	5,632.79	93.87
21300	** Magistrate **	1,325.00	1,325.00	70.54	114.25	.00	1,210.75	91.37
21600	** Juvenile/Domestic Court **	81,900.00	81,900.00	103.10	196.62	.00	81,703.38	99.75
21700	** Clerk of Circuit Court **	272,570.00	272,570.00	25,691.25	50,664.42	.00	221,905.58	81.41
21800	** Courthouse Security **	16,400.00	16,400.00	1,940.38	3,903.49	.00	12,496.51	76.19
21910	** Victim/Witness Coordinator **	71,115.00	71,115.00	5,736.00	10,922.35	.00	60,192.65	84.64
22100	** Commonwealth Attorney **	293,140.00	293,140.00	24,949.38	48,585.36	.00	244,554.64	83.42
31200	** Sheriff & Law Enforcement **	1,241,520.00	1,241,520.00	94,356.84	204,418.24	.00	1,037,101.76	83.53
32400	** Fire & Rescue Appropriations **	244,240.00	244,240.00	600.00	88,489.00	.00	155,751.00	63.76
33200	** Piedmont Regional Jail **	430,000.00	430,000.00	4,403.73	17,272.56	.00	412,727.44	72.72
34000	** Building Official **	90,863.00	90,863.00	7,512.73	15,026.39	.00	75,836.61	83.46
35100	** Animal Control **	88,475.00	88,475.00	7,248.22	15,095.55	.00	73,379.45	82.93
43200	** Buildings & Grounds **	219,570.00	219,570.00	15,884.90	51,416.95	.00	168,153.05	76.58
51200	** Health Dept Appropriation **	110,000.00	110,000.00	.00	27,500.00	.00	82,500.00	75.00
51500	** Medical Examiner **	100.00	100.00	40.00	60.00	.00	40.00	40.00
52500	** Crossroads CSB Appropriation **	53,000.00	53,000.00	13,250.00	13,250.00	.00	39,750.00	75.00
52600	** STEPS Appropriation **	5,000.00	5,000.00	.00	18,974.00	.00	13,974.00	279.48-
53600	** Madeline's House **	2,000.00	2,000.00	.00	1,000.00	.00	1,000.00	50.00
81100	** Planning **	30,000.00	30,000.00	.00	.00	.00	30,000.00	100.00
81110	** Conditional Use Permits **	1,200.00	1,200.00	.00	.00	.00	1,200.00	100.00
81200	** Community Development **	268,138.00	268,138.00	5,111.00	80,942.50	.00	187,195.50	69.81
81500	** Econ/Community Development **	68,575.00	68,575.00	3,043.34	5,992.34	.00	62,582.66	91.26
81600	** Industrial Dev. Authority **	55,000.00	55,000.00	.00	.00	.00	55,000.00	100.00
83000	** Cooperative Extension **	43,370.00	43,370.00	128.74	246.28	.00	43,123.72	99.43
91001	** Fringe Benefits **	78,500.00	78,500.00	505.00	23,424.25	.00	55,075.75	70.16
91489	** DMV Stops Expense **	25,000.00	25,000.00	1,300.00	3,175.00	.00	21,825.00	87.30
94000	** Capital Improvements **	100,000.00	100,000.00	.00	.00	.00	100,000.00	100.00
99000	** Transfers To Other Funds **	5,115,000.00	5,115,000.00	172,220.96-	124,279.21-	.00	5,239,279.21	102.42
	--FUND TOTAL--	10,059,166.00	10,059,166.00	133,197.23	827,522.20	.00	9,231,643.80	91.77
40423	** Solid Waste Collection **	182,000.00	182,000.00	11,706.74	25,005.22	.00	156,994.78	86.26
	--FUND TOTAL--	182,000.00	182,000.00	11,706.74	25,005.22	.00	156,994.78	86.26

LUNENBURG COUNTY
EXPENDITURE SUMMARY
7/01/2018 - 8/30/2018

ACCT#	DESCRIPTION	BUDGET AMOUNT	APPR. AMOUNT	CURRENT AMOUNT	Y-T-D AMOUNT	ENCUMBRANCE AMOUNT	UNENCUMBERED BALANCE	% REMAINING
FUND #-137								
40427	** Landfill Sites Expense **	207,000.00	207,000.00	1,952.19	3,017.70	.00	203,982.30	98.54
99000	** Transfers to Other Funds **	180,000.00	180,000.00	.00	.00	.00	180,000.00	100.00
	--FUND TOTAL--	387,000.00	387,000.00	1,952.19	3,017.70	.00	383,982.30	99.22
FUND #-213								
21900	** Expenses **	1,000.00	1,000.00	.00	.00	.00	1,000.00	100.00
	--FUND TOTAL--	1,000.00	1,000.00	.00	.00	.00	1,000.00	100.00
FUND #-214								
91400	** Asset Forfeiture **	.00	.00	1,617.04	1,617.04	.00	1,617.04	100.00
	--FUND TOTAL--	.00	.00	1,617.04	1,617.04	.00	1,617.04	100.00
FUND #-215								
31400	** 911 & E911 Expenditures **	299,650.00	299,650.00	34,470.00	65,416.66	.00	234,233.34	78.16
99000	** Transfers to Other Funds **	115,000.00	115,000.00	.00	115,000.00	.00	.00	.00
	--FUND TOTAL--	414,650.00	414,650.00	34,470.00	180,416.66	.00	234,233.34	56.48
FUND #-221								
40740	** Airport **	27,000.00	27,000.00	8,958.56	11,398.66	.00	15,601.34	57.78
	--FUND TOTAL--	27,000.00	27,000.00	8,958.56	11,398.66	.00	15,601.34	57.78
FUND #-225								
81000	** Econ Dev Expense Local **	34,830.00	34,830.00	5,625.00	5,625.00	.00	29,205.00	83.85
99000	** Transfers To Other Funds **	.00	.00	6,530.90	6,530.90	.00	6,530.90	100.00
	--FUND TOTAL--	34,830.00	34,830.00	12,155.90	12,155.90	.00	22,674.10	65.09
FUND #-226								
81518	**Lunenburg Ind Site KV Road**	20,000.00	20,000.00	.00	.00	.00	20,000.00	100.00
81519	**Site Readiness II TIC**	490,000.00	490,000.00	.00	.00	.00	490,000.00	100.00
81551	** Va Retreat CRIEHT Grant **	69,490.00	69,490.00	.00	.00	.00	69,490.00	100.00
	--FUND TOTAL--	579,490.00	579,490.00	.00	.00	.00	579,490.00	100.00
FUND #-250								
61000	Instruction	12,096,312.00	12,096,312.00	228,830.71	447,505.77	.00	11,648,806.23	96.30

EXPENDITURE SUMMARY
7/01/2018 - 8/30/2018

TIME 11:40

ACCT# DESCRIPTION BUDGET AMOUNT APPR. AMOUNT CURRENT AMOUNT Y-T-D AMOUNT ENCUMBRANCE AMOUNT UNENCUMBERED BALANCE UNENCUMBERED % REMAINING

62000	Administration	798,752.00	798,752.00	51,292.83	104,802.88	.00	693,949.12	86.87
63000	Transportation	948,840.00	948,840.00	50,062.26	73,692.09	.00	875,147.91	92.23
64000	Operations & Maintenance	1,512,729.00	1,512,729.00	113,068.92	292,073.47	.00	1,220,655.53	80.69
67000	Capital Lease Principal	380,000.00	380,000.00	.00	.00	.00	380,000.00	100.00
68000	School Technology	590,000.00	590,000.00	40,331.21	113,807.32	.00	476,192.68	80.71
99000	** Transfers to Other Funds **	961,699.00	961,699.00	.00	.00	.00	961,699.00	100.00
	--FUND TOTAL--	17,288,332.00	17,288,332.00	483,585.93	1,031,881.55	.00	16,256,450.47	94.03

FUND #-252

65100	School Food Expenditures	.00	.00	.00	3,057.79	.00	3,057.79	100.00
	--FUND TOTAL--	.00	.00	.00	3,057.79	.00	3,057.79	100.00

FUND #-260

10000	** Disbursements **	452,000.00	452,000.00	.00	.00	.00	452,000.00	100.00
11000	Disbursements-State & Federal	.00	.00	28,372.86	59,116.43	.00	59,116.43	100.00
50000	** BASE **	700,000.00	700,000.00	46,153.07	96,461.90	.00	603,538.10	86.21
	--FUND TOTAL--	1,152,000.00	1,152,000.00	74,525.93	155,578.33	.00	996,421.67	86.49

FUND #-262

53500	** CSA Fund Expense **	945,000.00	945,000.00	27,797.81	30,032.83	.00	914,967.17	96.82
	--FUND TOTAL--	945,000.00	945,000.00	27,797.81	30,032.83	.00	914,967.17	96.82

FUND #-316

32400	** Emerg Services Capital Fund **	115,000.00	115,000.00	.00	.00	.00	115,000.00	100.00
	--FUND TOTAL--	115,000.00	115,000.00	.00	.00	.00	115,000.00	100.00

FUND #-317

35700	Equipment Project Lifesaver	800.00	800.00	.00	.00	.00	800.00	100.00
	--FUND TOTAL--	800.00	800.00	.00	.00	.00	800.00	100.00

FUND #-319

94440	** Voting Machine Fund **	5,000.00	5,000.00	.00	.00	.00	5,000.00	100.00
	--FUND TOTAL--	5,000.00	5,000.00	.00	.00	.00	5,000.00	100.00

ACCT#	DESCRIPTION	BUDGET AMOUNT	APPR. AMOUNT	CURRENT AMOUNT	Y-T-D AMOUNT	ENCUMBRANCE AMOUNT	UNENCUMBERED BALANCE	% REMAINING
FUND #-320								
94371	** Capital Outlay School **	85,000.00	85,000.00	162,638.00	162,638.00	.00	77,638.00-	91.33-
	--FUND TOTAL--	85,000.00	85,000.00	162,638.00	162,638.00	.00	77,638.00-	91.33-
FUND #-420								
95300	** Debt Service Courthouse **	515,000.00	515,000.00	.00	32,692.15	.00	482,307.85	93.65
95310	** Debt Service School **	1,065,000.00	1,065,000.00	24,444.00	396,923.83	.00	668,076.17	62.73
99000	** Transfer to Other Funds **	85,000.00	85,000.00	85,000.00	85,000.00	.00	.00	.00
	--FUND TOTAL--	1,665,000.00	1,665,000.00	109,444.00	514,615.98	.00	1,150,384.02	69.09
FUND #-705								
81600	** Industrial Dev Authority **	.00	.00	.00	4,036.00	.00	4,036.00-	100.00-
	--FUND TOTAL--	.00	.00	.00	4,036.00	.00	4,036.00-	100.00-
FUND #-715								
91900	** Remittances to Commonwealth **	.00	.00	9,379.16	9,782.98	.00	9,782.98-	100.00-
	--FUND TOTAL--	.00	.00	9,379.16	9,782.98	.00	9,782.98-	100.00-
	--FINAL TOTAL--	32,941,268.00	32,941,268.00	1,071,428.49	2,972,756.82	.00	29,968,511.18	90.97

PUBLIC HEARING NOTICE

The Lunenburg County Board of Supervisors will hold a public hearing on Thursday, **October 11, 2018** at their regular meeting at **6:00 PM**, or shortly thereafter, in the 2nd floor Courtroom; Lunenburg Courts Building, Lunenburg, VA 23952 for public input on the following:

CUP-3-18 Conditional Use Permit Application for Sylvester J. Holmes to locate a family cemetery on Parcel 044-0A-059; 2563 Old Mansion Road, Lunenburg, VA 23952, consisting of 152.39 acres.

CUP-4-18 Conditional Use Permit Application for Dennis Jones to locate a family cemetery on Parcel 068-0A-0-10D; 3003 Plank Road, Kenbridge, VA 23944, consisting of 33.10 acres.

All parcels are online at <https://lunenburggis.timmons.com/#/>. It is the intention of the Lunenburg County Planning Commission to comply with the Americans with Disabilities Act. Should you need special Accommodations, please contact the County Administration office at 434-696-2142 prior to the meeting date.